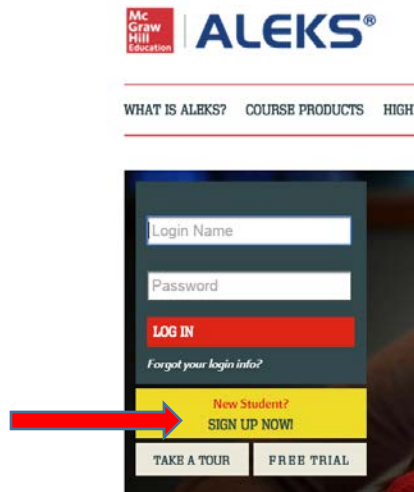
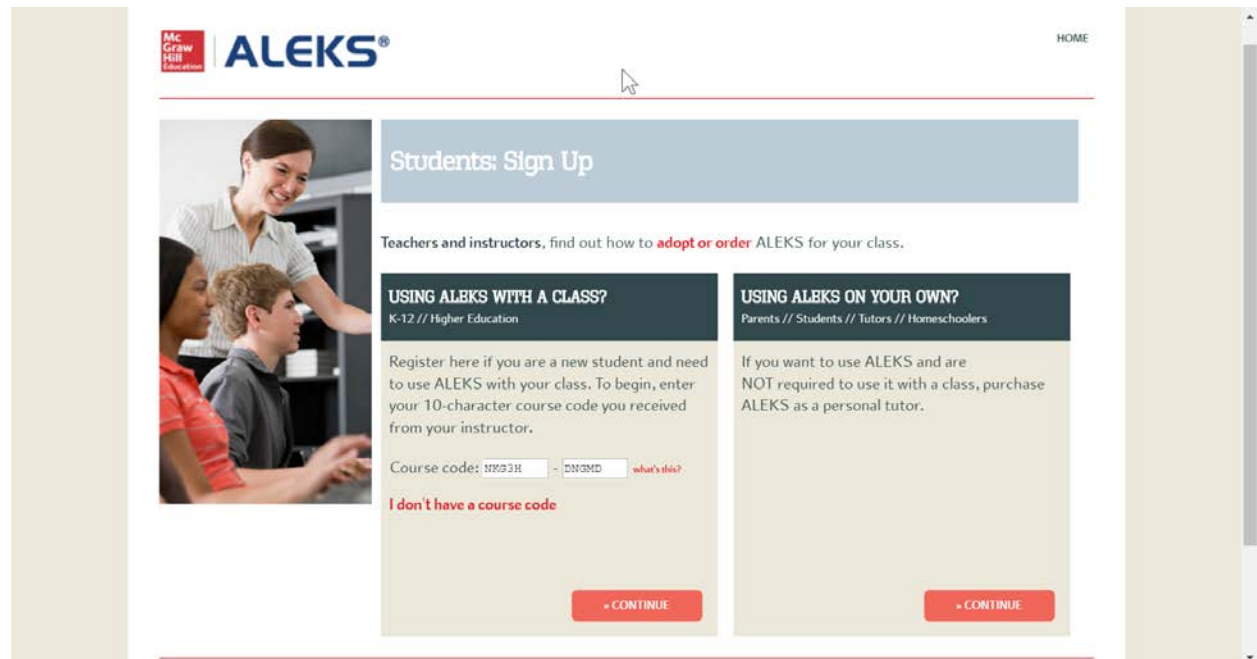


## Registration

Go to <http://aleks.com>, and click on “sign up now!” as shown below.



You will see the following window; enter the course code: **F9NLT-EFPC6**, and click on “Continue”



You will see the following confirmation:



1 CONFIRM COURSE CODE

2 ACCOUNT STATUS

3 STUDENT INFORMATION

4 ACCOUNT CREATION

5 REGISTRATION COMPLETE

## CONFIRM ENROLLMENT INFORMATION

You are about to register to use ALEKS in the following course. Please check the course details carefully. If the information is correct, click "Continue." If the information is incorrect, click "modify" to enter another course code.

Course: General Chemistry Placement 1 - 2016

Subject: Preparation for General Chemistry

Instructor: Prof. Ho

School: University of New Mexico ([Modify](#))

[» CONTINUE](#)

If you continue, you will see



1 CONFIRM COURSE CODE

2 ACCOUNT STATUS

3 STUDENT INFORMATION

4 ACCOUNT CREATION

5 REGISTRATION COMPLETE

## WELCOME TO ALEKS!

Have you used ALEKS before?

- I have never used ALEKS before or I do not have an ALEKS login name.
- I have an ALEKS login name.

[» CONTINUE](#)

If you have an ALEKS account, choose the second option and you can skip the step for personal information. If you do not have an ALEKS account before, choose the first option. Once you select your option, click on "continue". The following is the form you need to fill out if you choose option 1.



- 1 CONFIRM COURSE CODE
- 2 ACCOUNT STATUS
- 3 STUDENT INFORMATION
- 4 ACCOUNT CREATION
- 5 REGISTRATION COMPLETE

## STUDENT REGISTRATION: STUDENT INFORMATION

Fields marked with "\*" are required.

**Enter Your Personal Information**

First Name:  \*

Middle Initial:

Last Name:  \*

---

**Enter Your E-mail Address**

We will use this email to send you your ALEKS login name and password, and messages for this class.

E-mail:  \*

Example: MyName@schoolmail.edu

---

**Choose a Password**

You will see the following confirmation after completing registration. In the example, a student named "General Chemistry" has registered with a login name: GCHEMISTRY. ALEKS will assign you a login name and you need to write it down together with your password for your record.



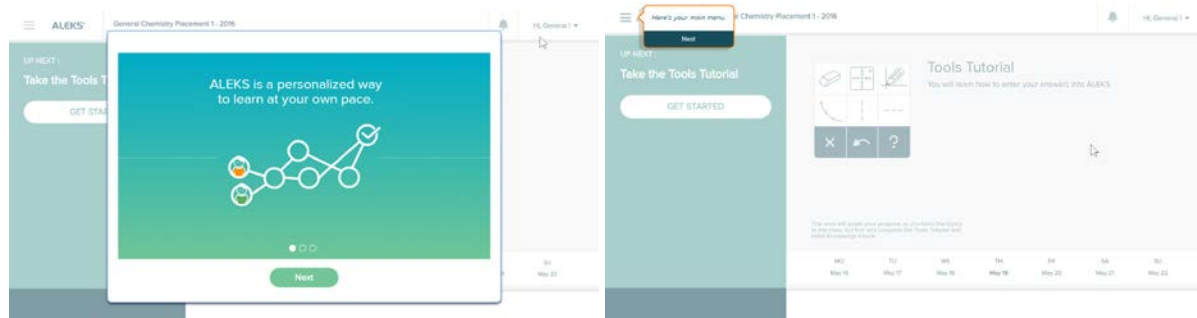
## STUDENT REGISTRATION: REGISTRATION COMPLETE

Make sure to remember your login name and password. You will need them every time you log into ALEKS.

Your Login Name: **GCHEMISTRY**

Please click on "Continue".

You will go through a short tutorial for ALEKS if this is the first time you register for an ALEKS course.



You will then arrive at "initial Assessment" page next.