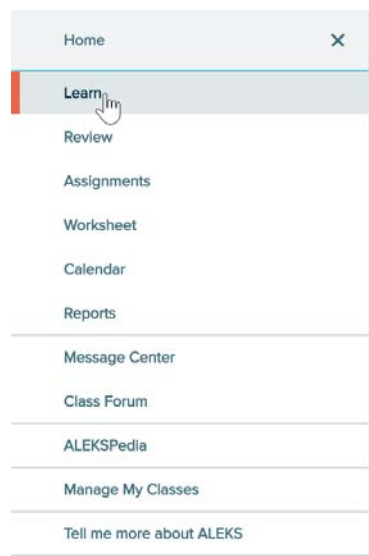


To Practice ALEKS

You need to locate the ALEKS main menu from the upper left corner of the website, immediate left to ALEKS logo:



A single click to the menu sign will bring out a dropdown list as shown below. Click on “Learn” to enter the learning mode.



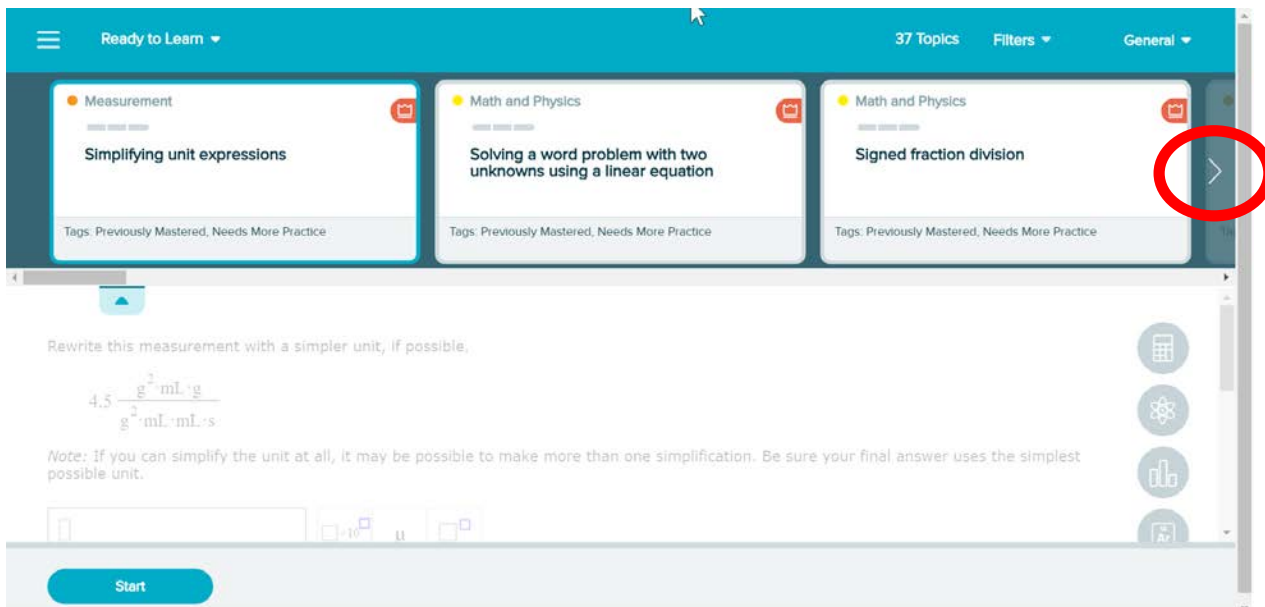
You will be seeing the first question ALEKS provides from the pool of questions you are ready to learn according to initial check.

A screenshot of an ALEKS question interface. The header is teal and contains a menu icon, the text "MEASUREMENT Simplifying unit expressions", and a "General" dropdown. The question text is "Rewrite this measurement with a simpler unit, if possible." followed by the mathematical expression $4.5 \frac{\text{g}^2 \cdot \text{mL} \cdot \text{g}}{\text{g}^2 \cdot \text{mL} \cdot \text{mL} \cdot \text{s}}$. A note below the expression reads: "Note: If you can simplify the unit at all, it may be possible to make more than one simplification. Be sure your final answer uses the simplest possible unit." Below the note is an input field with a paperclip icon and a keypad with buttons for $\cdot 10^{\square}$, μ , \square^{\square} , $\square \cdot \square$, $\frac{\square}{\square}$, \square , \times , \leftarrow , and $?$. On the right side, there is a vertical toolbar with icons for a calculator, a gear, a bar chart, a table, and an envelope. At the bottom, there are two buttons: "Explanation" and "Check".

You can change the question you practice anytime by clicking on the arrow located near the ALEKS main menu as shown below:

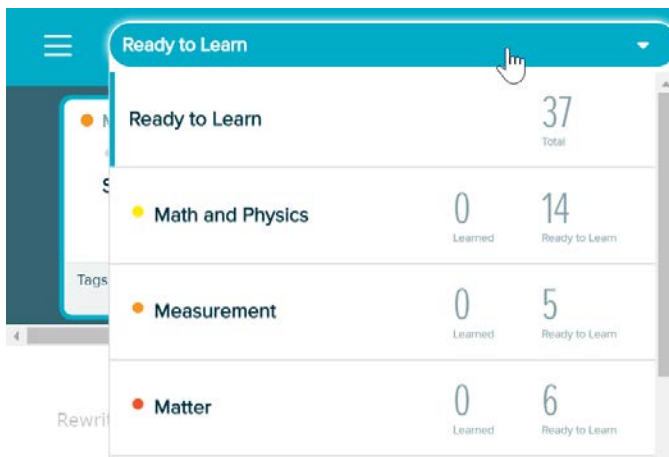


You will then see all categories of questions you can answer as shown below:

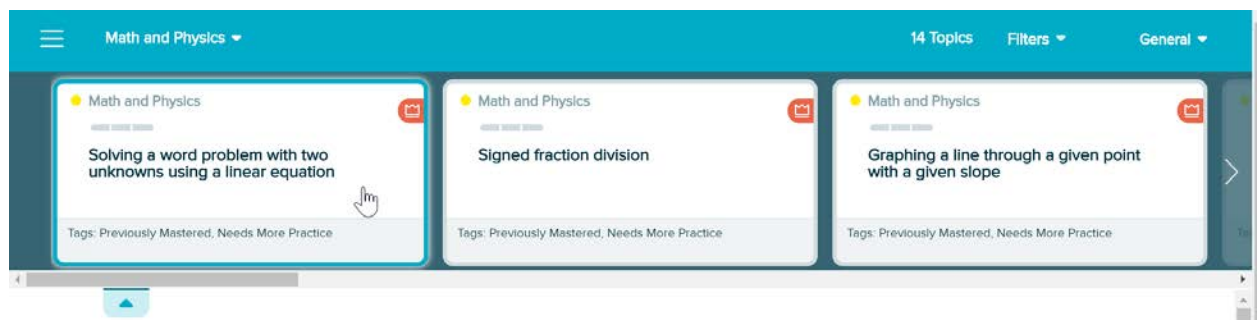
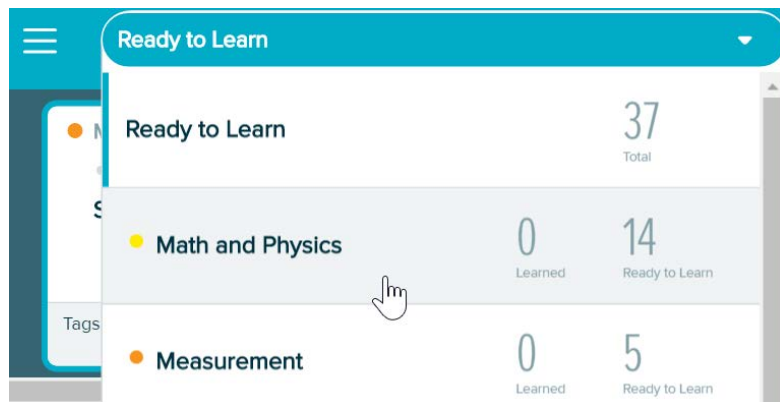


You can scroll to the right to see all available questions for you (red circle) and choose one to answer by double clicking on the question, followed by the “Start” button.

You can also brows all categories of available questions by clicking on the small arrow right to “Ready to Learn” **Ready to Learn ▾** as shown in the example above.



You can select any category you want to practice now by a single click and all the ready to learn questions will be listed.



You can open and close the question list any time by clicking on the



arrow.

When practicing questions, you can click on 'Explanation' button to get tutorial information. However, to maximize your learning, do not read the explanation before you try to answer it by yourself. Thinking through the question by yourself even you are wrong can make your learning much more effective.

Each question you practice will be changed to "Learned" after you can correctly answer two or three more questions of the same topic. The "earned questions" will be changed to "Mastered" after a progress assessment. ALEKS will prompt you for a progress assessment periodically when you have learned 16-20 topics. You can decide if you want to take the progress assessment right away. You can delay taking it, but it is a good way to evaluate how many topics (and percentage) you have mastered and whether all topics you learned still stay in you.

When you see the number of topics you mastered from a progress assessment exceeds the minimal requirement for your course, it is time for you to take the final assessment to finish the placement.

Do not take final assessment if you do not think you have cumulated enough number of topics or percentage for the requirement. You only have two chances to take the final assessments. Do not waste your chance.